


Jesus healed a man who couldn't walk

John 5:1-15



You will need scissors, glue, printouts.

Colour in if needed. Cut out the background. Put this to the side for later



Cut out the man and his arm.



Glue the two arm pieces together.




Cut out the mat and roll it up tightly



Glue the mat onto the man inside the box shown and along the part of the arm.




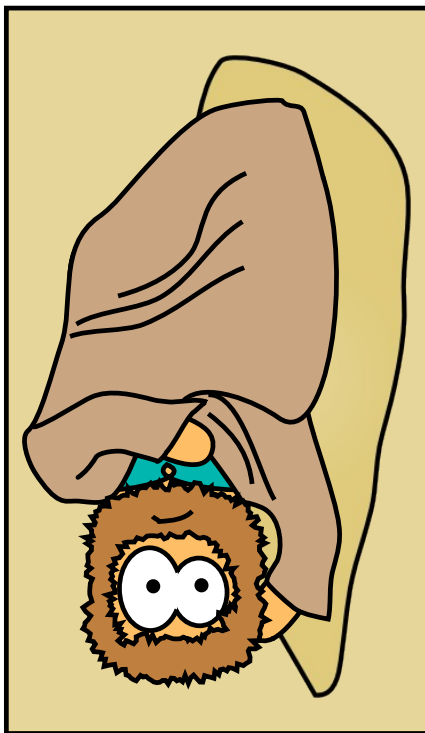
Glue the man to the background



Instructions

Page 1 of 2

- Cut out character
- Cut out extra arm piece
- Glue arm piece on the back.
- Cut the mat, roll mat tightly, glue into place.
- (Optional - glue onto background)



See the link below if you would like a black and white copy of the craft.

<https://jwl1-8ax22q3bx73botnnbfo.netdna-ssl.com/wp-content/uploads/2017/05/72-M2-B.pdf?x52465>

