






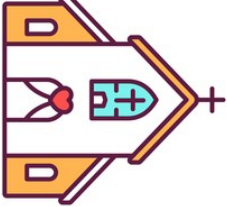






Big Idea: Being friends with Jesus looks like....loving others with God's words and strength so that Jesus is praised



Chatterbox







	1 	2 	
8			3
	7 		4
	6 	5 	

Instructions for making the Chatterbox

1. Colour each circle a different colour.
2. Cut on the outside lines of the chatter box
3. With print side up, fold in half and in half again
4. Open out, turn over so top is blank and fold each corner into the middle
5. Turn over and repeat
6. With numbers facing up, fold in half
7. You're now looking at 2 circles on each side of fold
8. Slide your thumb and your finger behind 2 of the circles and press together so they bend round and touch
9. Repeat with the thumb and finger of the other hand for the other two circles
10. All the circles should now be at the front with centres touching. You're ready to use your chatterbox

Instructions for using the Chatterbox

1. Ask friend to choose a colour. Open and close the chatterbox while spelling the colour word out loud.
2. Friend looks inside and picks one of the numbers
3. Count out loud while opening and closing the chatterbox
4. Friend picks another number. Lift up that flap and you follow what the picture says to do (down below).

	Today I will sing a song about Jesus for you
	What can I help you with today?
	Today I will share a Bible verse with you
	I love church because....
	What can I pray for you?
	Why do you love Jesus?